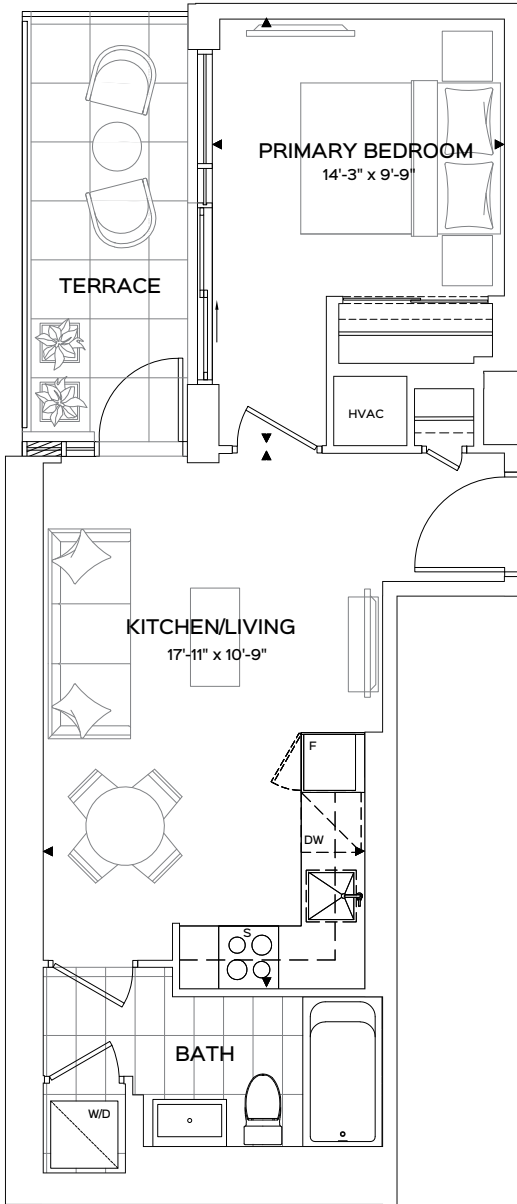


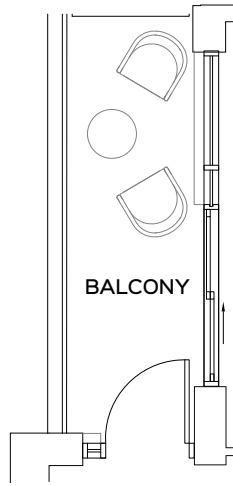
ONE BEDROOM

# COPPERWOOD

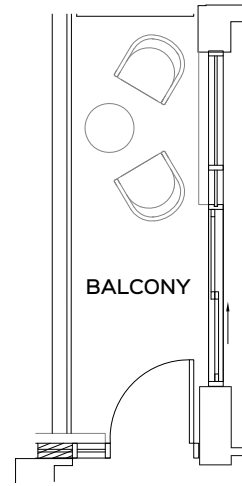
494 SQ.FT. • 77 SQ.FT. TERRACE @ LEVEL 6  
494 SQ.FT. • 68 SQ.FT. BALCONY @ LEVELS 7 - 10  
494 SQ.FT. • 71 SQ.FT. BALCONY @ LEVELS 11 - 12



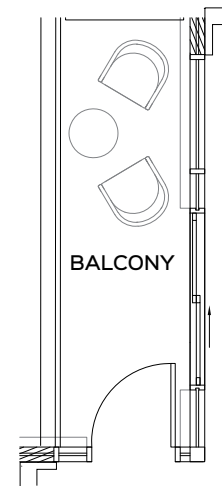
**UNIT 02  
LEVEL 6**



**UNIT 02  
LEVELS 7 & 9**

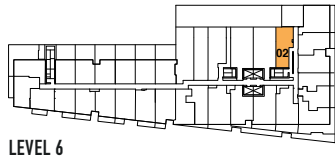


**UNIT 02  
LEVELS 8 & 10**

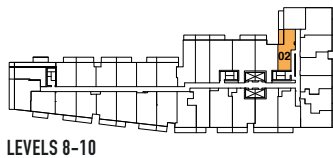


**UNIT 02  
LEVELS 11 & 12**

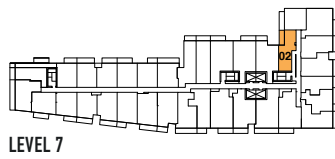
## B-1A



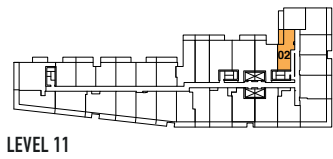
LEVEL 6



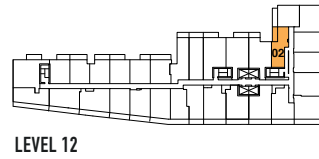
LEVELS 8-10



LEVEL 7



LEVEL 11



LEVEL 12

THE  
**REBECCA**  
CONDOS

Floorplans are subject to change without notice. Actual dimensions and square footage may vary from that stated herein. Floorplans are not to scale and may be mirror image of what is shown. Window and door locations, size and type may vary without notice. Bulkheads required for construction purposes have not been indicated. Tile patterns may vary. Any furniture and/or islands not included. Balcony, terrace and/or patio square footage is approximate, not included in the suite area and may vary depending on floor level, location and other factors, and is subject to change without notice. E. & O.E.

