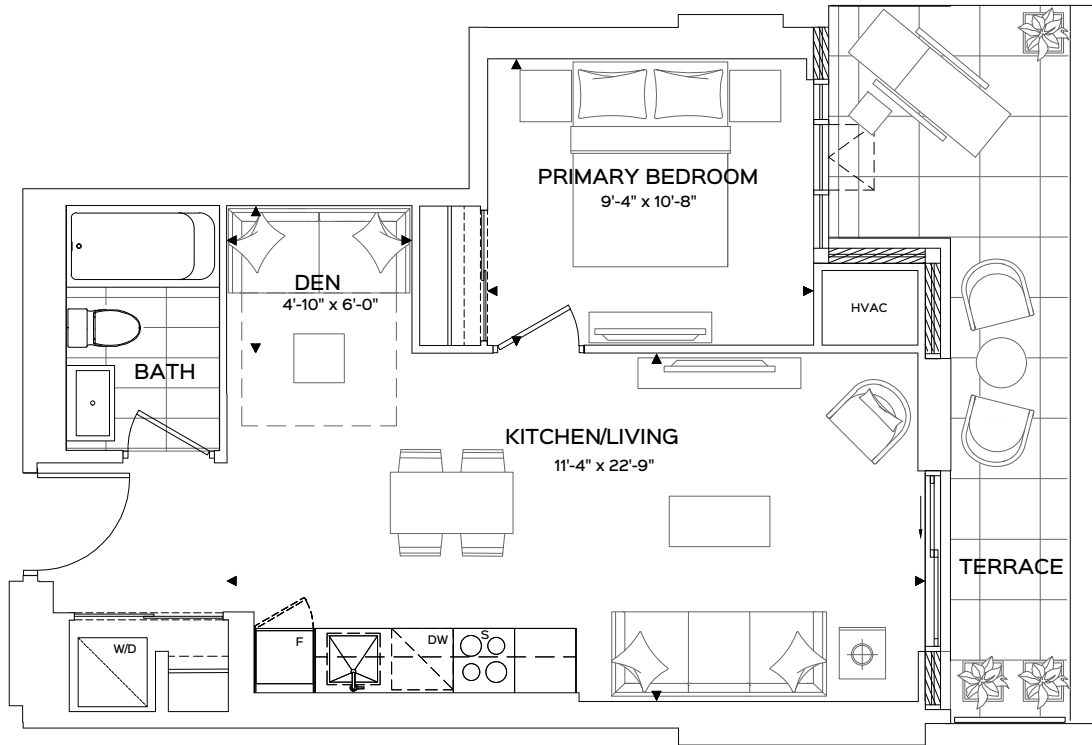


ONE BEDROOM + DEN

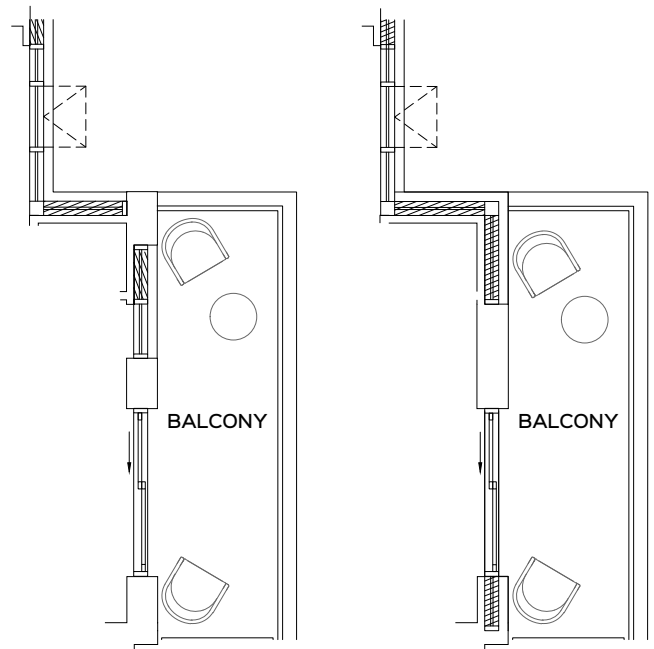
JASMINE

574 SQ.FT. • 77 SQ.FT. BALCONY @ LEVELS 7 - 10

574 SQ.FT. • 145 SQ.FT. TERRACE @ LEVEL 6



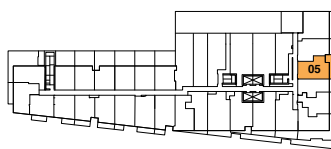
**UNIT 05
LEVEL 6**



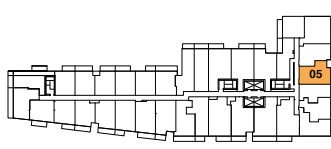
**UNIT 05, LEVEL 7
UNIT 06, LEVEL 9**

**UNIT 06
LEVELS 8 & 10**

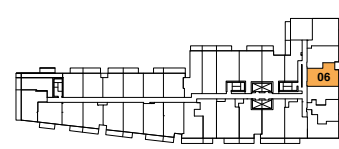
B-1B+D



LEVEL 6



LEVEL 7



LEVELS 8-10

THE
REBECCA
CONDOS

Floorplans are subject to change without notice. Actual dimensions and square footage may vary from that stated herein. Floorplans are not to scale and may be mirror image of what is shown. Window and door locations, size and type may vary without notice. Bulkheads required for construction purposes have not been indicated. Tile patterns may vary. Any furniture and/or islands not included. Balcony, terrace and/or patio square footage is approximate, not included in the suite area and may vary depending on floor level, location and other factors, and is subject to change without notice. E. & O.E.

